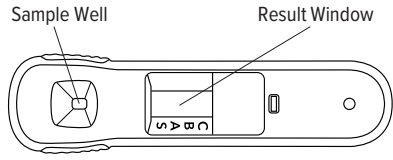
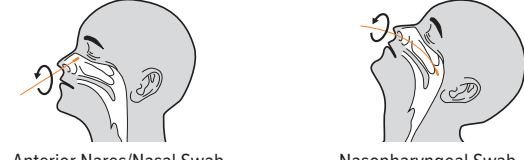
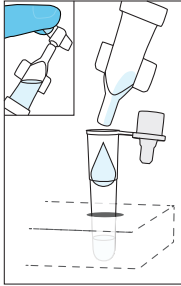
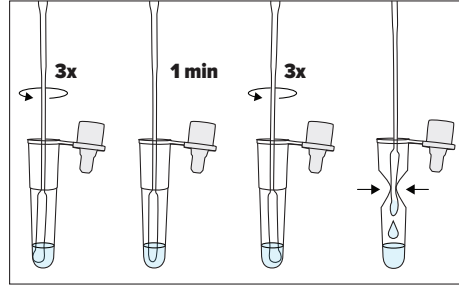
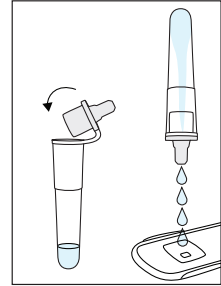












QUICK REFERENCE INSTRUCTIONS

ViraDx SARS-CoV-2/Flu A+B Rapid Antigen Test

Anterior Nares/Nasal or Nasopharyngeal Swab Specimens


 Study the Package Insert thoroughly before using Quick Reference Instructions. This is not a complete Package Insert.


TEST DEVICE		SAMPLE COLLECTION	
			
PROCEDURE			
 <p>1 Tear the tab off the Extraction Reagent capsule and squeeze it to dispense all of the solution into the Extraction Tube.</p>		 <p>2 Insert the specimen swab into the Extraction Tube and rotate it 3 times to mix the specimen. Let stand for 1 minute with the swab in Extraction Tube. Rotate swab 3 times again to mix the specimen. Squeeze swab against the Extraction Tube to retain as much of the liquid as possible, then remove and discard the swab.</p>	
 <p>3 Place cap on Extraction Tube, invert and empty the contents of the Extraction tube onto the sample well of the test device.</p>		 <p>4 Start timing for 15 minutes. Read results at 15 minutes. Results should not be read after 20 minutes.</p> <p>Note: To ensure proper test performance, it is important to read results at 15 minutes. False positive or false negative results can occur if the test is not read between 15 and 20 minutes.</p>	
INTERPRETATION OF RESULTS			
<p>A reddish purple S, A and/or B line(s) with C line is POSITIVE.</p> <div>  C B A S A line: Influenza type A </div> <div>  C B A S B line: Influenza type B </div> <div>  C B A S S line: COVID-19 </div> <div>  C B A S A & S lines: Influenza type A & COVID-19* </div> <div>  C B A S B & S lines: Influenza type B & COVID-19* </div> <div>  C B A S A & B lines: Influenza type A & B* </div> <div>  C B A S A, B & S lines: Influenza type A, B & COVID-19* </div> <p>*Note: Co-infection with influenza A, B and/or SARS-CoV-2 is rare. If results are positive for more than one antigen, i.e., influenza A, B and/or COVID-19, the patient specimens should be re-tested.</p>		<p>C line only NEGATIVE (-)</p> <div>  C B A S </div> <p>Negative results are presumptive and may need to be confirmed with a molecular assay.</p>	
		<p>No C line INVALID</p> <div>  C B A S </div> <p>Repeat with new sample and device.</p>	



ASSISTANCE

If you have any questions regarding the use of this product, please contact Lumos Diagnostics Technical Support at technical.support@lumosdiagnostics.com or 1.855.LumosDx.

 Rapid Pathogen Screening, Inc.
7040 Professional Parkway, Suite B
Sarasota, FL 34240 USA
t: 1.855.LumosDx f: +1.941.556.1851
LumosDiagnostics.com

 Princeton BioMeditech Corporation
4242 U.S. Hwy 1,
Monmouth Jct., NJ 08852 USA
t: 1.732.274.1000
pbmc.com



Please scan code for the electronic ViraDx Package Insert or go to the following webpage:
<https://lumosdiagnostics.com/viradx/PM-212>